

H875 Datasheet

PRESSURE REGULATOR FOR
HYDROGEN PASSENGER VEHICLES

Gas Liquid Diaphragm Piston Self-Venting Non-Venting | Max Inlet: 875 bar (12,690 psi) | Max Outlet: 100 bar (1,450 psi) | Cv 0.5



INTRODUCING THE H875...

The H875 is a piston-sensed pressure regulator, designed specifically for hydrogen passenger vehicles. Its two-stage design offers accurate pressure control through two stages of pressure reduction.

With a balanced main valve as standard, it offers stable control of outlet pressures up to 100 bar (1,450 psi) from a maximum 875 bar (12,690 psi) inlet pressure.

SPECIFICATION

Max. Rated Inlet Pressure	875 bar (12,690 psi)
Outlet Ranges	Up to 100 bar (1,045 psi)
Design Proof Pressure	150% max. working pressure
Seat Leakage	In accordance with ANSI/FCI 70-3
Weight	Aluminium 1.5kg / Stainless Steel 3.5kg
Hydrogen Service Level	H35 or H70

STANDARD MATERIALS OF CONSTRUCTION

PART	MATERIALS
Body and Bonnet	Aluminium T6511 (UNS AW6082) or ASTM A479 316/316L Stainless Steel (UNS S31600/S31603)
Main Valve Pin	ASTM A479 316/316L Stainless Steel (UNS S31600/S31603)
Seat	Vespel®
Valve Spring	Elgiloy® (UNS R30003)
Sensor	ASTM A479 316/316L Stainless Steel (UNS S31600/S31603)
O-Rings	FKM/FPM (Viton)
Filter	30 Microns

Note: Pressure regulator rating may be limited by connection type, Cv and/or seat material. Contact the office for specific pressure or temperature requirements.

FEATURES AND BENEFITS

1 TWO-STAGE DESIGN

Accurate pressure control through two stages of pressure reduction.

2 COMPACT DESIGN

Perfect for when installation space is restricted.

3 BALANCED MAIN VALVE

For improved control across the pressure range.

4 DUAL FILTRATION

Offers excellent protection to sensitive internal components.

Product availability and specifications contained herein are subject to change without notice. Consult local distributor or factory for potential revisions and/or service related issues. Pressure Tech Ltd support with product selection recommendations only - it is the users responsibility to ensure the product is suitable for their specific application requirements.



PRESSURE TECH LTD

Unit 24, Graphite Way, Hadfield, Glossop, Derbyshire, UK, SK13 1QH

+44 (0)1457 899 307 | sales@pressure-tech.com | www.pressure-tech.com

DESIGNED, MANUFACTURED AND BUILT IN THE UK

© 2024 Pressure Tech Ltd. All Rights Reserved.

221024

PAGE:
1 OF 4

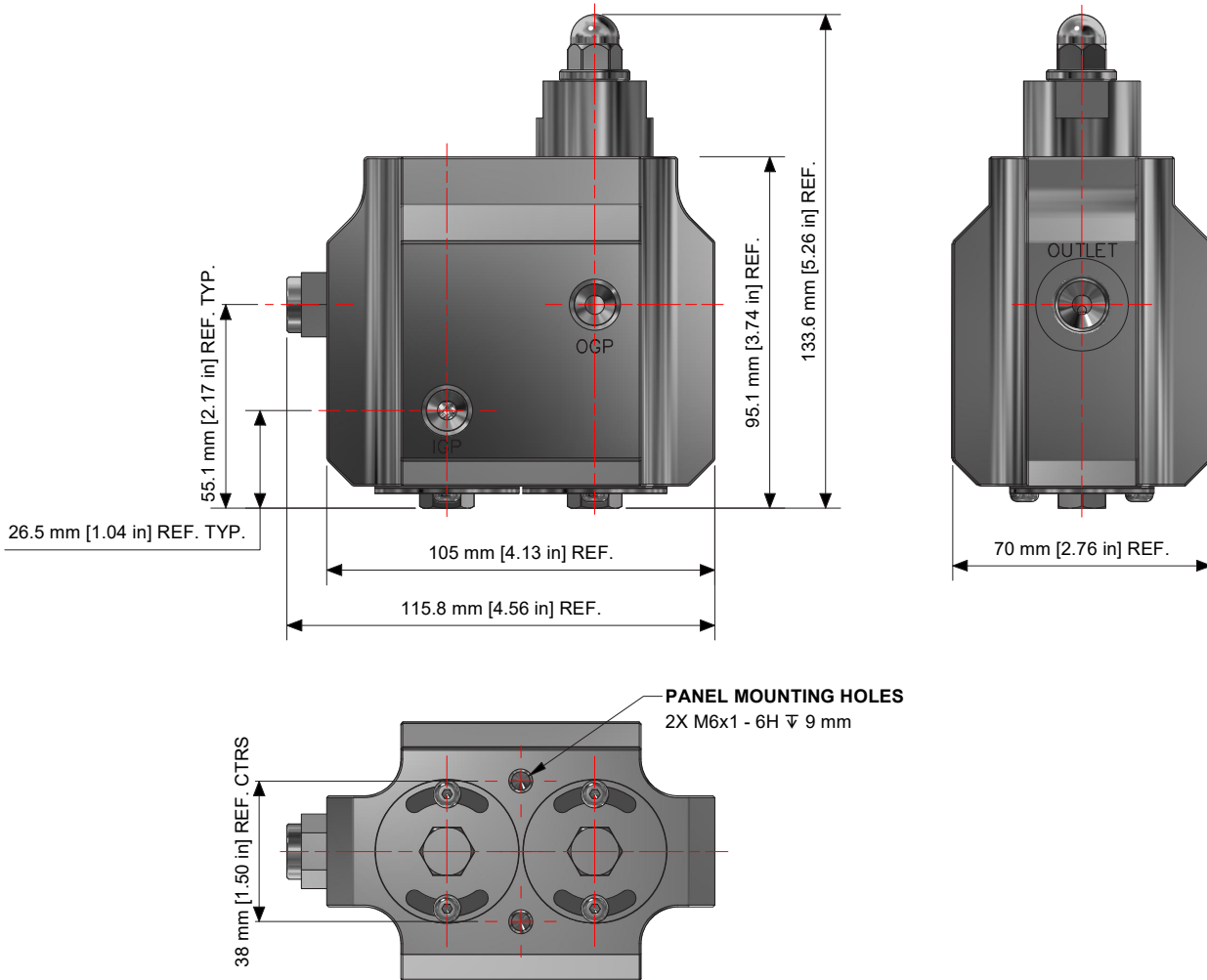
H875 Datasheet

PRESSURE REGULATOR FOR
HYDROGEN PASSENGER VEHICLES

● Gas ● Liquid | ● Diaphragm ● Piston | ● Self-Venting ● Non-Venting | Max Inlet: 875 bar (12,690 psi) | Max Outlet: 100 bar (1,450 psi) | Cv 0.5

DRAWING AND INSTALLATION DIMENSIONS

Dimensions shown for standard configurations only – please contact the office for other options.



Product availability and specifications contained herein are subject to change without notice. Consult local distributor or factory for potential revisions and/or service related issues. Pressure Tech Ltd support with product selection recommendations only - it is the users responsibility to ensure the product is suitable for their specific application requirements.



PRESSURE TECH LTD

Unit 24, Graphite Way, Hadfield, Glossop, Derbyshire, UK, SK13 1QH

+44 (0)1457 899 307 | sales@pressure-tech.com | www.pressure-tech.com

DESIGNED, MANUFACTURED AND BUILT IN THE UK

© 2024 Pressure Tech Ltd. All Rights Reserved.

221024

PAGE:
2 OF 4

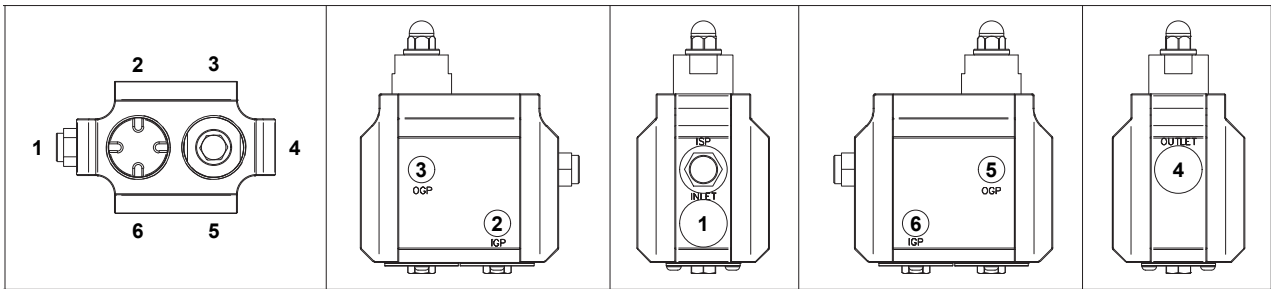
H875 Datasheet

PRESSURE REGULATOR FOR
HYDROGEN PASSENGER VEHICLES

Gas Liquid | Diaphragm Piston | Self-Venting Non-Venting | Max Inlet: 875 bar (12,690 psi) | Max Outlet: 100 bar (1,450 psi) | Cv 0.5

PORT POSITIONS

Use 'ORDERING INFORMATION' on page 4 to select connection size and type for each port position.



- 1. Inlet
- 2. Inlet gauge port
- 3. Outlet gauge port
- 4. Outlet
- 5. Outlet gauge port
- 6. Inlet gauge port

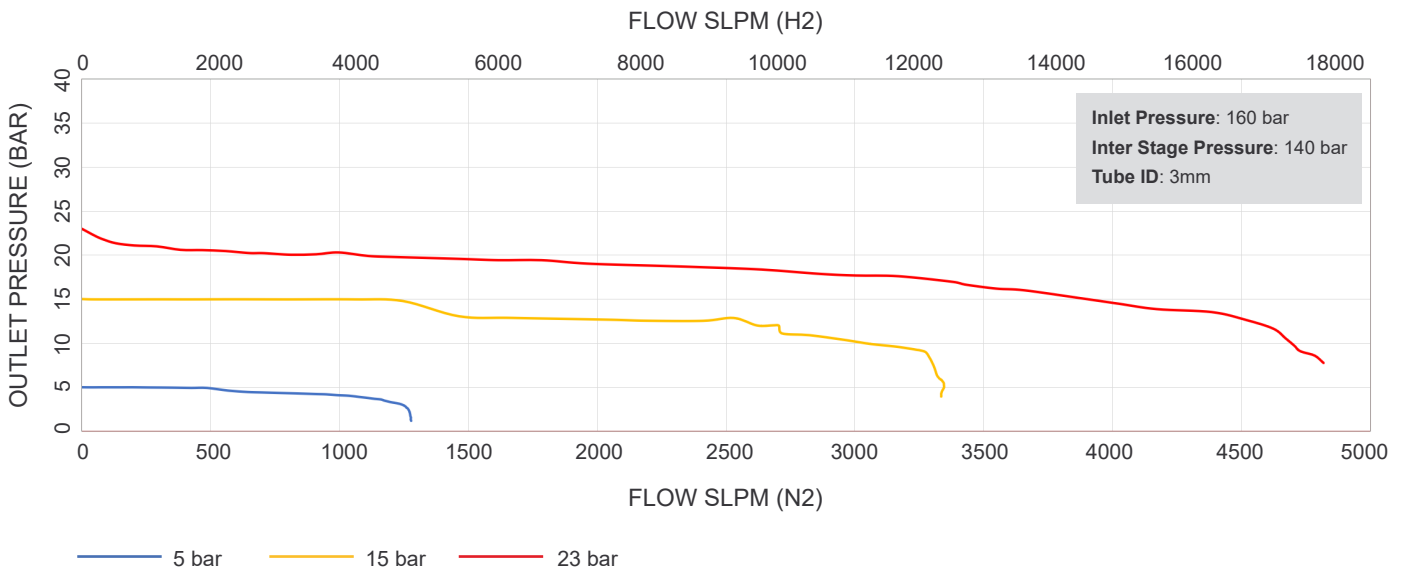
- 2. Inlet gauge port
- 3. Outlet gauge port

- 1. Inlet

- 5. Outlet gauge port
- 6. Inlet gauge port

- 4. Outlet

FLOW CURVES



Product availability and specifications contained herein are subject to change without notice. Consult local distributor or factory for potential revisions and/or service related issues. Pressure Tech Ltd support with product selection recommendations only - it is the users responsibility to ensure the product is suitable for their specific application requirements.



PRESSURE TECH LTD

Unit 24, Graphite Way, Hadfield, Glossop, Derbyshire, UK, SK13 1QH
 +44 (0)1457 899 307 | sales@pressure-tech.com | www.pressure-tech.com

DESIGNED, MANUFACTURED AND BUILT IN THE UK

© 2024 Pressure Tech Ltd. All Rights Reserved.

221024

PAGE:
3 OF 4

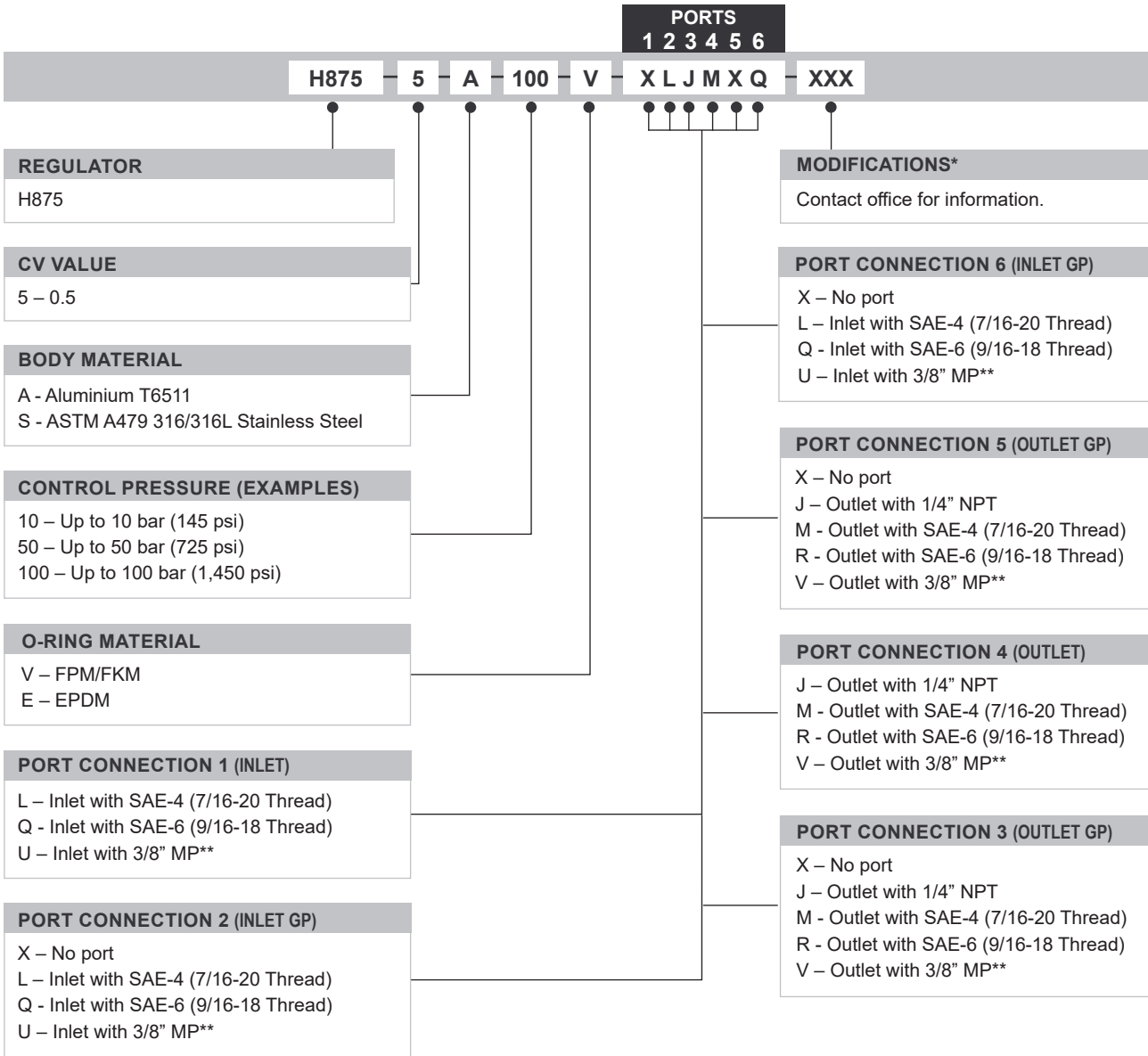
H875 Datasheet

PRESSURE REGULATOR FOR
HYDROGEN PASSENGER VEHICLES

Gas
 Liquid
 Diaphragm
 Piston
 Self-Venting
 Non-Venting
 Max Inlet: 875 bar (12,690 psi)
 Max Outlet: 100 bar (1,450 psi)
 Cv 0.5

ORDERING INFORMATION

To build a Pressure Tech part number, simply combine the characters identified below in sequence:



OPTIONAL EXTRAS

	PART NUMBER	DESCRIPTION
Service Kit	SRK-H875-T-5-A-10-V...	H875 service kit.

Note: Ancillary equipment also available

TRADEMARKS: Inconel® is a registered trademark of Inco Alloys International

* Where applicable

** Only available with 316/316L stainless steel body material

Product availability and specifications contained herein are subject to change without notice. Consult local distributor or factory for potential revisions and/or service related issues. Pressure Tech Ltd support with product selection recommendations only - it is the users responsibility to ensure the product is suitable for their specific application requirements.



PRESSURE TECH LTD

Unit 24, Graphite Way, Hadfield, Glossop, Derbyshire, UK, SK13 1QH

+44 (0)1457 899 307 | sales@pressure-tech.com | www.pressure-tech.com

DESIGNED, MANUFACTURED AND BUILT IN THE UK

© 2024 Pressure Tech Ltd. All Rights Reserved.

221024

PAGE:
4 OF 4